

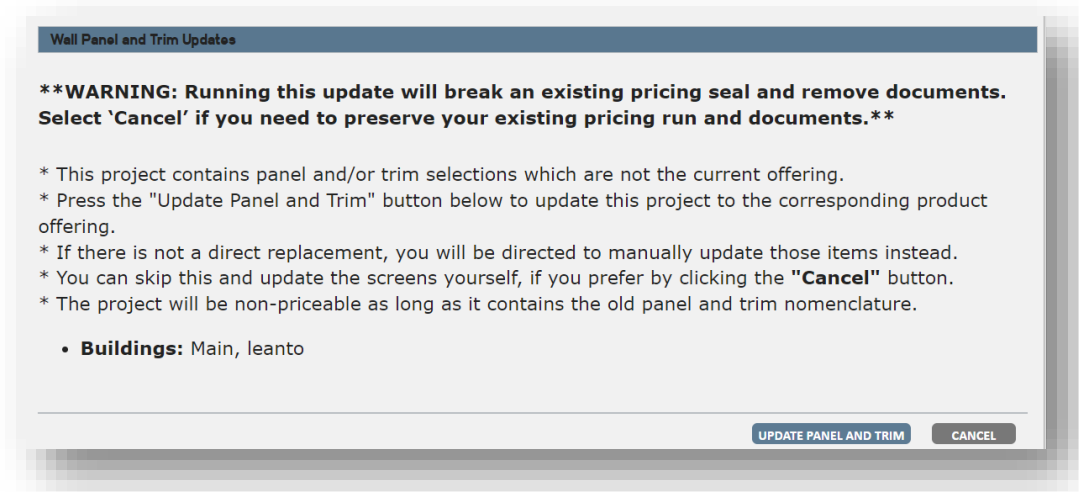
December 2022

Updating Your Project with the Latest Panel and Trim Product Updates

You should have recently received a Product Bulletin email with information about panel and trim names and options changing. If you didn't or want to review that again, please visit the [Builder Dashboard](#) and click on "Product Bulletins" and view the "Panel Name Changes" bulletin for more details.

We have recently updated the panel and trim options in eQuote to support the product changes described in that bulletin. New projects automatically offer the revised products and product names.

If you open an existing project which was last modified before Oct. 14, 2022, you will be presented with the opportunity to allow eQuote to upgrade your selections to match the new offerings.



After you click the "Update Panel and Trim" button, the program will run the updates and let you know if it finished successfully or if some items didn't have a direct match and need your input.

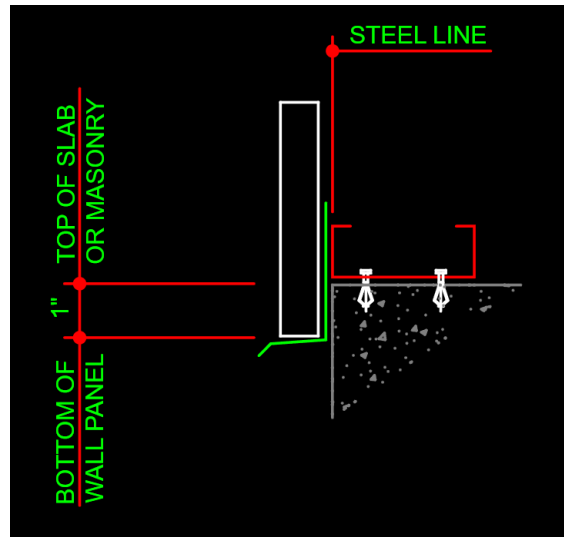
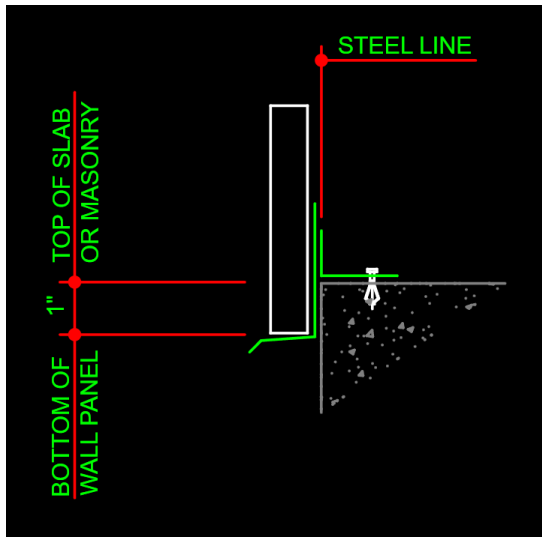
If you decide to not update the selections, or if the program couldn't find a direct match, then the Task List will display screens that need to be visited and updated.

| Building | Description |
|---------------|---|
| Errors | |
| Main | Wall Panel: The selected base condition is NOT priceable. Please switch to another base condition. |
| Main | Roof Line Trim: A roof line trim condition has been entered that is not available for the supplying division of this project. Please visit this screen to correct this condition. |
| Main | Roof Line Trim: The selected eave condition is NOT priceable. Please switch to another eave condition. |
| Main | Wall Panel: A wall panel has been entered that is not available for the supplying division of this project. Please visit this screen to correct this condition. |
| Main | Wall Panel: The selected panel is NOT priceable. Please switch to another panel type. |
| leanto | Roof Panel: The selected panel is NOT priceable. Please switch to another panel type. |
| leanto | Wall Panel: The selected base condition is NOT priceable. Please switch to another base condition. |
| CLOSE | |



New Base Trim Options in the Panel and Trim Product Updates

There are two new base trim options offered now: Base Angle w/Alternate Trim and Base Channel w/Alternate Trim.



Gutter Extension Trim Options on the On-Slope Gutter

The new trim conditions contain “On-Slope Gutter” and “Horizontal Gutter”. The on-slope gutter will be used as standard for a roof pitch up to 4 on 12. A horizontal gutter will be used for slopes greater than 4 to 12. The horizontal gutter is available upon request at lower roof slope. However, in addition to these, you can specify the “On-Slope Gutter w/GET”, which is the “Gutter Extension Trim”. The GET is fastened to the top of the gutter to extend the front of the gutter in a vertical direction. The GET is used to divert water into the gutter and hide the inside wash coat of the gutter. The GET color will match the gutter color.

Here you can compare the “On-Slope Gutter w/Downspouts” (left) and the “On-Slope Gutter w/GET and Downspouts” (right):

