

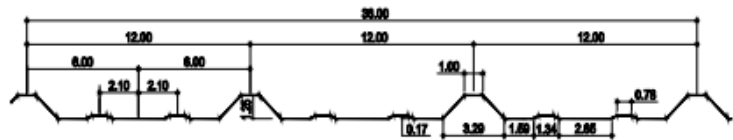
June 2023

Updated Parts Catalog Coming to Steel Store

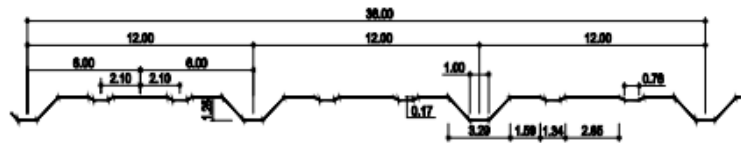

Nucor Steel Store recently got an updated catalog of parts for Nucor Buildings Group. These parts support the recent upgrades to panel, trim, and accessories. Note that part names will be different for many parts compared to the previous names. Please work with your component technician if you have any questions or concerns.

- **Wall Panel Name Change:** Wall panels are named R-Panel, Reverse R-Panel and A-Panel.

R-Panel



Reverse R-Panel



A-Panel



- **Vertical Rib Panel Name Change:** The vertical rib panels are named Loc Seam. No change to profile. Loc Seam will continue to be available in 90 degree (Loc Seam 90) and 360 degree (Loc Seam 360) seaming options.
- **Trim and Accessories Changes:** Sculptured Rake, Sculptured High Eave, and Sculptured Gutter are the standard roof line trims. Gutter profiles are "On-Slope" and "Horizontal". The high eave trim is on slope allowing corners to fit up better in the field and to eliminate the need for corner boxes.

Assembly Kits

The following assembly kits are available to determine suggested parts based on the input you enter for various conditions. You can adjust the quantities and elect to only add the desired parts to the cart.

- **Framed Openings:** Overhead Door, Roll Up Door, Vertical Lift Door, Walkdoor, Window / Louver
- **Roof Line Trims:** Low Eave (Gutter), Standing Seam Accessories, Rake Sculptured, High Eave Sculptured, Ridge
- **Wall Trims:** Corner Trim, Framed Opening Trim
- **Downspouts:** Corrugated Downspout

Cold Form Editor and Punching Options:

The cold form editor now has punching options available for the Cee and Zee, S, and Eave Strut shapes. You can enter different punch types of “Flange”, “Keyhole”, and “Web” and choose the location in inches.

Cold Form Options

SHAPE	Cee
DEPTH	9.5
MEMBER TYPE	Jamb
PRIMER COLOR	RP - Red Primer
THICKNESS	0.067 (15 GA.)
LENGTH	20'-0"
CUSTOMER PART MARK	
CUSTOM PART COUNTER	

Punching

Standard Punches = 9/16" x 1" Slot
 Keyhole Punches = 3/16" x 2 1/4"

Punch Type	Location (inches)	
<div style="border: 1px solid gray; padding: 2px;"> ▼ </div> <div style="border: 1px solid gray; padding: 2px; margin-top: 2px;"> Flange Punch Keyhole Punch (2 1/4" long) Web Punch </div>		<input type="button" value="Add Punch"/>
	QUANTITY	<input type="text"/>